



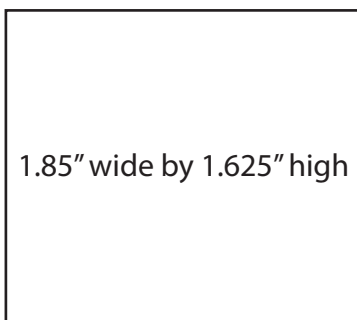
3.5" SOFTBALL IMPRINT GUIDE

IMPRINT AREA APPROX. 3 SQUARE INCHES.

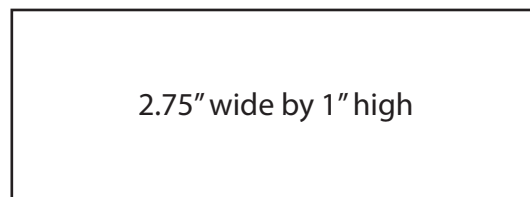


MAXIMUM HEIGHT IS 1.625 INCHES (giving you a width of 1.85")
MAXIMUM WIDTH IS 2.75 INCHES (Must keep the height 1" or less)

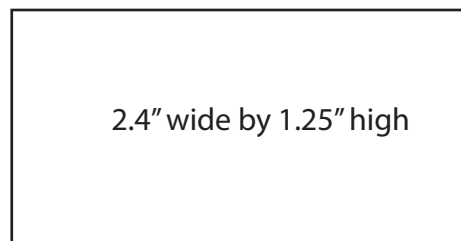
SOME BASIC GUIDES ARE: 2.75 x 1 OR LESS, 2.4 x 1.25, 1.85 x 1.625
(height x width = 3" or less, not to exceed the maximums)



1.85" wide by 1.625" high



2.75" wide by 1" high



2.4" wide by 1.25" high